

QUARTERLY PHYSICAL REPORT OF OPERATIONS
As of December 31, 2017

BAR No. 1


Department : Labor and Employment
Agency : Philippine Overseas Employment Administration
Operating Unit :
Organization Code:


Current Year Appropriations
Supplemental Appropriations
Continuing Appropriations
Off-Budget Account


Particulars	UACS CODE	Physical Targets						Physical Accomplishments					Variance as of	Remarks
		1st Qtr.	2nd Qtr.	3rd Qtr.	4th Qtr.	Total	1st Qtr.	2nd Qtr.	3rd Qtr.	4th Qtr.	Total			
Part A	1	2	3	4	5	6	7=(3+4+5+6)	8	9	10	11	12=(8+9+10+11)	13=(7-12)	14
I. OPERATIONS														
MFO 1 - Overseas Employees Welfare Services	301000000													
Quantity														
Number of workers monitored ^p		583,126	534,735	499,707	407,176	2,024,744	608,648	610,741	471,992	301,365	1,992,746	31,998		Surpassed Target
Number of overseas Filipino workers provided with assistance		1,805	1,991	2,615	2,346	8,757	2,789	3,423	3,843	5,282	15,337	(6,580)		Surpassed Target
Quality														
Percentage of overseas workers who rate support services of POEA as good or better			90.00%		90.00%	90.00%		94.54%		99.35%	96.59%			Surpassed Target
Timeliness														
Percentage of requests for assistance acted upon within 24 hours ¹		100.00%	100.00%	100.00%	100.00%	100.00%	100.00%	100.00%	100.00%	100.00%	100.00%			Met target
MFO 2 - Overseas Employees Welfare Services	302000000													
Quantity														
Number of license, registration and accreditation applications acted upon		8,625	8,741	10,195	9,161	36,722	10,476	8,461	8,023	9,364	36,524	398		
Number of overseas Filipino workers contracts reviewed		659,317	690,377	618,410	557,048	2,525,152	649,213	676,778	593,405	620,229	2,539,625	(14,473)		Surpassed Target
Quality														
Percentage of licensed, registered and accredited agencies with one or more recorded complaints or licensing/accreditation breaches over the past two years ²			Not more than 30%			Not more than 30%					21.05%	(8.95%)		

Particulars	UACS CODE	Physical Targets					Physical Accomplishments					Variance as of	Remarks	
		1st Qtr.	2nd Qtr.	3rd Qtr.	4th Qtr.	Total	1st Qtr.	2nd Qtr.	3rd Qtr.	4th Qtr.	Total			
<i>Timeliness</i> Percentage of applications processed within five (5) days ³	1	3	4	5	5	7=(3+4+5+5)	3	9	10	11	12=(3+9+10+11)	13=(7+12)	14	Met target
Monitoring														
<i>Quantity</i> Number of inspections and assessments undertaken		286	237	267	330	1,120	372	340	294	285	1,291	(171)	Surpassed Target	
<i>Quality</i> Percentage of inspections that result in one (1) or more detected violations ⁴		10.00%	10.00%	10.00%	10.00%	10.00%	0.27%	0.00%	0.00%	1.05%	0.31%	(9.69%)		
<i>Timeliness</i> Percentage of licensed, registered and accredited agencies subject to two (2) or more inspections in the last two (2) years ⁵			90.00%			90.00%					95.45%	(5.45%)	Surpassed Target	
<i>Enforcement</i>														
<i>Quantity</i> Number of enforcement cases undertaken		96	118	88	128	430	46	96	58	126	326	104		
<i>Quality</i> Number of licensed, registered and accredited agencies with three (3) or more recorded complaints or breaches over the last three years as a percentage of the total number of agencies with one or more recorded breaches or complaints			Not more than 30%			Not more than 30%					10.32%	(19.68%)		
Percentage of enforcement cases that result in a favourable judgment ⁷		100.00%	100.00%	100.00%	100.00%	100.00%	100.00%	100.00%	100.00%	100.00%	100.00%		Met target	
<i>Timeliness</i> Percentage of enforcement cases resolved within 90 days ⁸		100.00%	100.00%	100.00%	100.00%	100.00%	100.00%	100.00%	100.00%	100.00%	100.00%		Met target	

Particulars	UACS CODE	Physical Targets					Total	Physical Accomplishments					Total	Variance as of	Remarks
		1st Qtr.	2nd Qtr.	3rd Qtr.	4th Qtr.	5		1st Qtr.	2nd Qtr.	3rd Qtr.	4th Qtr.	11			
1	2	3	4	5	5	7=(3+4+5+6)	3	9	10	11	12=(3+9+10+11)	13=(7-12)	14		
Part 3															
Major Programs/Projects															
KRA No. 2 - POVERTY REDUCTION AND EMPOWERMENT OF THE POOR AND THE VULNERABLE															
Program Budgeting															
Other Major Programs and Projects															
Monitored byt the President through FMS															

Prepared by: 
MEL L. CANDANO
 Planning Services Head/Planning Officer
 Date:

In coordination with: 
LOURDES E. FUNTANARES
 Financial Services Head/Budget Officer
 Date:

Approved by: 
BERNARD P. OLALIA
 Agency Head/Department Secretary
 Date:

- ^P Preliminary data as of January 31, 2018.
- All 15,337 requests for assistance were acted upon within 24 hours.
 - 251/1,192 licensed agencies with one or more recorded complaints or licensing breaches over the past two years.
 - All 133 applications for renewal of license received were processed within five (5) days.
 - Detected violations (4/1,291) are within the target of not more than 10 percent.
 - 1,135/1,189 agencies subjected to two or more inspections in the last two years.
 - 47/455 agencies with three or more recorded complaints or breaches over the last three years as a percentage of the total number of agencies with one or more recorded breaches or complaints over the last three years.
 - All enforcement cases (326) resulted in favorable judgment.
 - All enforcement cases (326) were resolved within 90 days.